



**SPLENDID EFFECT**

Precision in Steel. Excellence in Execution.

# BUSINESS PROPOSAL

2026

Specialising in **bridging the gap** between the fabrication workshop and the construction site. We understand that structural and architectural steel is only as good as its **final installation**. Therefore, complex drawings are translated into precise structural reality. The **Right First Time** philosophy protects our partners from the costs of delays.

[SPLENDIDEFFECT.CO.UK](https://www.splendideffect.co.uk)

OFFICE@SPLENDIDEFFECT.CO.UK

07440 124 234  
07960 924 588

# ABOUT US



Splendid Effect Ltd is a privately owned installation partner defined by the high-level expertise of its leadership. With our key personnel holding NVQ Level 6 Diplomas in **Construction Management**, we provide a level of technical oversight, **safety culture**, and contractual understanding that sets us apart in the **London market**.

Operating across London and the surrounding areas, we offer **more than just labour**. We provide a managed, safety-conscious service that respects the integrity of **high-end materials** and the demanding schedules of complex site environments. At Splendid Effect, we don't just install steel, we deliver **peace of mind** for the partners and manufacturers who **create it**.



# CORE SERVICES

Committed to the **highest standards** of steelwork installation, delivering quality and reliability to **our partners**.



## **+** ARCHITECTURAL METALWORK

We specialise in the high precision installation of architectural metalwork where the quality of the finish is as important as the strength of the structure. We treat every component with maximum care, ensuring bespoke elements are fitted perfectly the first time to protect expensive finishes.

## **+** STRUCTURAL STEEL ERECTION

Providing highly skilled, managed teams for the assembly and erection of primary structural steelwork. From multi-storey frames to complex internal structural alterations within existing structures, our teams manage site logistics strictly according to RAMS and milestones.

## **+** CLADDING & FACADE






Following strict UK fire safety regulations, we offer expert cladding and facade solutions. We support partners from the safe removal (strip-out) of old non-compliant materials to the precision installation of new A1 and A2 fire-rated systems.

## **+** ON-SITE WELDING & FABRICATION

Professional on-site welding (MMA, MIG, TIG) to support complex installations and essential structural rectifications. We deliver high-quality technical solutions directly on-site when they are needed most to preserve project momentum.

# HEALTH & SAFETY

At **Splendid Effect**, safety is integrated into every stage of our installation process. We operate under strict **UK construction standards**, ensuring full compliance, deep **site coordination**, and rigorous risk management across all commercial operations.

-  **100% CSCS Certified Workforce:** Our entire workforce holds valid CSCS cards appropriate to their specific trades, technical competencies, and site responsibilities.
-  **Site Supervision & Management:** We adapt seamlessly to project requirements, providing our own SMSTS/SSSTS qualified site supervision & management when required, or working directly under the principal contractor's site management structure.
-  **Specialist Technical Training:** Our site operatives hold essential, fully verifiable safety credentials tailored to complex steel installations, including IPAF, PASMA, Harness Training, Working at Height, Manual Handling and more.
-  **Strict RAMS Compliance:** We ensure fully compliant Risk Assessments and Method Statements are always in place, whether operating directly under client-issued project RAMS or producing our own site-specific engineering documentation.
-  **Full Insurance Protection:** Splendid Effect Ltd is completely backed by comprehensive Public Liability and Employer's Liability insurance to fully meet all standard UK commercial and corporate procurement requirements.



# FEATURED PROJECTS

## Architectural Metalwork & Balconies – Farringdon, London

Delivered for a long-term commercial partner with whom we share an extensive history of successful collaboration, this project involved a major architectural metalwork package in Central London. The core scope focused on the high-volume installation of balcony balustrades, pedestrian access walkways, and perimeter fencing around the residential area. All works were managed efficiently within the tight city-centre location to guarantee a precise fit and a high-quality finish.

## High-Rise Structural Installation – West Ham, London

This specialized structural steel package for a landmark high-rise residential development was executed under strict main contractor supervision. The core challenge involved using on-site tower cranes for high-level heavy lifting to install architectural structural crowns on the summits of two towers alongside a large-scale steel canopy system at the podium level.

## Commercial High-Rise – 22 Bishopsgate, London

This project was delivered for a leading global main contractor, covering secondary steelwork across several floors of the skyscraper. The most prestigious phase took place directly on the 58th floor, where the team installed walkways and cat ladders around massive cooling towers. All certified structural welding had to meet the highest quality standards. Under continuous health and safety monitoring, the team safely managed high-level MEWP operations and delivered the entire package on time.

## Landmark Residential Project – Brighton & Hove

This large-scale project was delivered for a major, long-term client across multiple residential blocks. The core scope focused on the high-precision installation of glass and metal balcony systems, terrace balustrades, and walkway balustrades. The team also fitted a high volume of bespoke privacy screens and terrace dividers across all units. The entire architectural metalwork package was successfully completed to a high visual standard in full accordance with UK safety regulations.

## Specialist Training Facility – Gravesend

Delivered for a valued partner, this project involved a comprehensive steel installation package for a specialist training facility. The scope covered structural roof frameworks, elevated access platforms, and complex ceiling-mounted support systems for heavy industrial sliding doors. The team also managed the precise assembly of galvanized staircases, architectural balustrades, and anti-slip GRP walkways. All works were executed successfully under strict health and safety monitoring tailored to this demanding site environment.

# Commercial Engagement Models

Splendid Effect Ltd offers two clear partnership models, tailored to fit different project sizes, site requirements, and our partners' specific needs.

## Model A: Day Work Solutions (Flexible Labor Hire)

Provides fully equipped **installation teams** on a standard day rate basis, typically operating in 2-man teams. We select the right **operatives** for each specific task, whether the project requires structural steel, architectural metalwork, welding, or cladding. Our teams can work directly under your site **management**, or we can provide our own supervisor if required for the project.



## Model B: Pre-Construction Evaluation & Fixed-Price Tendering

A rigorous **pre-construction** service designed to eliminate unexpected site variations and deliver an accurate, **fixed-price tender**. This comprehensive evaluation covers detailed sequencing of works, physical site surveys, lifting equipment selection, and site logistics. We can work according to the RAMS provided by our partners, or produce custom **RAMS** and **lifting plans** whenever required.

**Our Commercial Guarantee:** The cost of this pre-construction package is 100% credited back to our partners and deducted from subsequent invoices upon contract award.



# Site Works

